

NATIONAL BOARD OF OSTEOPATHIC MEDICAL EXAMINERS

COMLEX-USA LEVEL 2-CE

(June 2023 - April 2024 First-Time Takers Only)


Sam Houston State University College of Osteopathic Medicine

SCHOOL SUMMARY REPORT

CATEGORIES	SCHOOL COUNT	NATIONAL MEAN	NATIONAL STD DEV	SCHOOL MEAN	SCHOOL STD DEV
TOTAL TEST	69	526.88	92.72	540.81	88.84
COMPETENCY DOMAIN					
OPP & MANIPULATIVE TREATMENT	69	539.00	148.41	494.12	129.23
OSTEO. PATIENT CARE & PROCEDURAL SKILLS	69	526.41	117.94	554.35	117.91
APPLICATION OF KNOWLEDGE FOR OSTEO. MED. PRACTICE	69	516.96	115.67	552.61	118.99
PRACTICE-BASED LEARNING & IMPROVEMENT IN OSTEO. MED. PRACTICE	69	550.73	169.16	566.10	146.15
INTERPERSONAL & COMMUNICATION SKILLS IN PRACTICE OF OSTEO. MEDICINE	69	559.82	175.59	553.83	174.60
PROFESSIONALISM IN THE PRACTICE OF OSTEO. MEDICINE	69	552.13	158.23	527.13	151.56
SYSTEMS-BASED PRACTICE IN OSTEO. MEDICINE	69	567.67	167.88	597.84	164.99

92.51 % OF 8598 CANDIDATES PASSED IN THE NATION

97.10 % OF 69 CANDIDATES PASSED IN THIS SCHOOL



This report reflects data from all first-time takers from the COM who elected to take the examination during the test cycle dates noted above. Caution should be exercised when sharing or using this information to avoid misinterpretation or misuse.

NATIONAL BOARD OF OSTEOPATHIC MEDICAL EXAMINERS

COMLEX-USA LEVEL 2-CE

(June 2023 - April 2024 First-Time Takers Only)


Sam Houston State University College of Osteopathic Medicine

SCHOOL SUMMARY REPORT - CONTINUED

CATEGORIES (CONTINUED)	SCHOOL COUNT	NATIONAL MEAN	NATIONAL STD DEV	SCHOOL MEAN	SCHOOL STD DEV
CLINICAL PRESENTATION					
COMMUNITY HEALTH & PATIENT PRESENTATIONS RELATED TO WELLNESS	69	544.94	115.39	556.65	93.97
PATIENT PRESENTATIONS RELATED TO HUMAN DEV., REPRODUCTION, & SEXUALITY	69	540.33	175.24	581.03	175.92
PATIENT PRESENTATIONS RELATED TO THE ENDOCRINE SYSTEM & METABOLISM	69	535.60	180.16	586.87	183.31
PATIENT PRESENTATIONS RELATED TO THE NERVOUS SYSTEM & MENTAL HEALTH	69	542.46	145.73	550.41	149.04
PATIENT PRESENTATIONS RELATED TO THE MUSCULOSKELETAL SYSTEM	69	528.32	133.46	508.94	122.83
PATIENT PRESENTATIONS RELATED TO THE GENITOURINARY/RENAL SYSTEM & BREASTS	69	525.55	175.78	525.61	143.97
PATIENT PRESENTATIONS RELATED TO THE GASTROINTESTINAL SYSTEM & NUTRITIONAL HEALTH	69	545.19	151.18	549.41	158.44
PATIENT PRESENTATIONS RELATED TO THE CIRCULATORY & HEMATOLOGIC SYSTEMS	69	525.02	143.32	537.48	142.22
PATIENT PRESENTATIONS RELATED TO THE RESPIRATORY SYSTEM	69	530.03	143.93	563.83	146.19
PATIENT PRESENTATIONS RELATED TO THE INTEGUMENTARY SYSTEM	69	528.37	177.15	586.42	170.24

92.51 % OF 8598 CANDIDATES PASSED IN THE NATION

97.10 % OF 69 CANDIDATES PASSED IN THIS SCHOOL



This report reflects data from all first-time takers from the COM who elected to take the examination during the test cycle dates noted above. Caution should be exercised when sharing or using this information to avoid misinterpretation or misuse.

NATIONAL BOARD OF OSTEOPATHIC MEDICAL EXAMINERS


COMLEX-USA LEVEL 2-CE

(June 2023 - April 2024 First-Time Takers Only)

Sam Houston State University College of Osteopathic Medicine

SCHOOL SUPPLEMENTAL REPORT

CATEGORIES	SCHOOL COUNT	NATIONAL MEAN	NATIONAL STD DEV	SCHOOL MEAN	SCHOOL STD DEV
TOTAL TEST	69	526.88	92.72	540.81	88.84
DISCIPLINE					
EMERGENCY MEDICINE	69	535.96	133.93	580.88	140.49
FAMILY MEDICINE	69	530.59	108.48	536.25	89.41
INTERNAL MEDICINE	69	529.92	122.95	557.77	118.44
OBSTETRICS/GYNECOLOGY	69	538.03	168.90	550.12	140.66
OSTEOPATHIC PRINCIPLES & PRACTICE	69	536.78	147.13	489.51	129.00
PEDIATRICS	69	531.44	144.05	575.62	144.69
PSYCHIATRY	69	561.70	200.42	532.64	185.10
SURGERY	69	534.71	192.03	545.83	214.77



This report reflects data from all first-time takers from the COM who elected to take the examination during the test cycle dates noted above. Caution should be exercised when sharing or using this information to avoid misinterpretation or misuse.

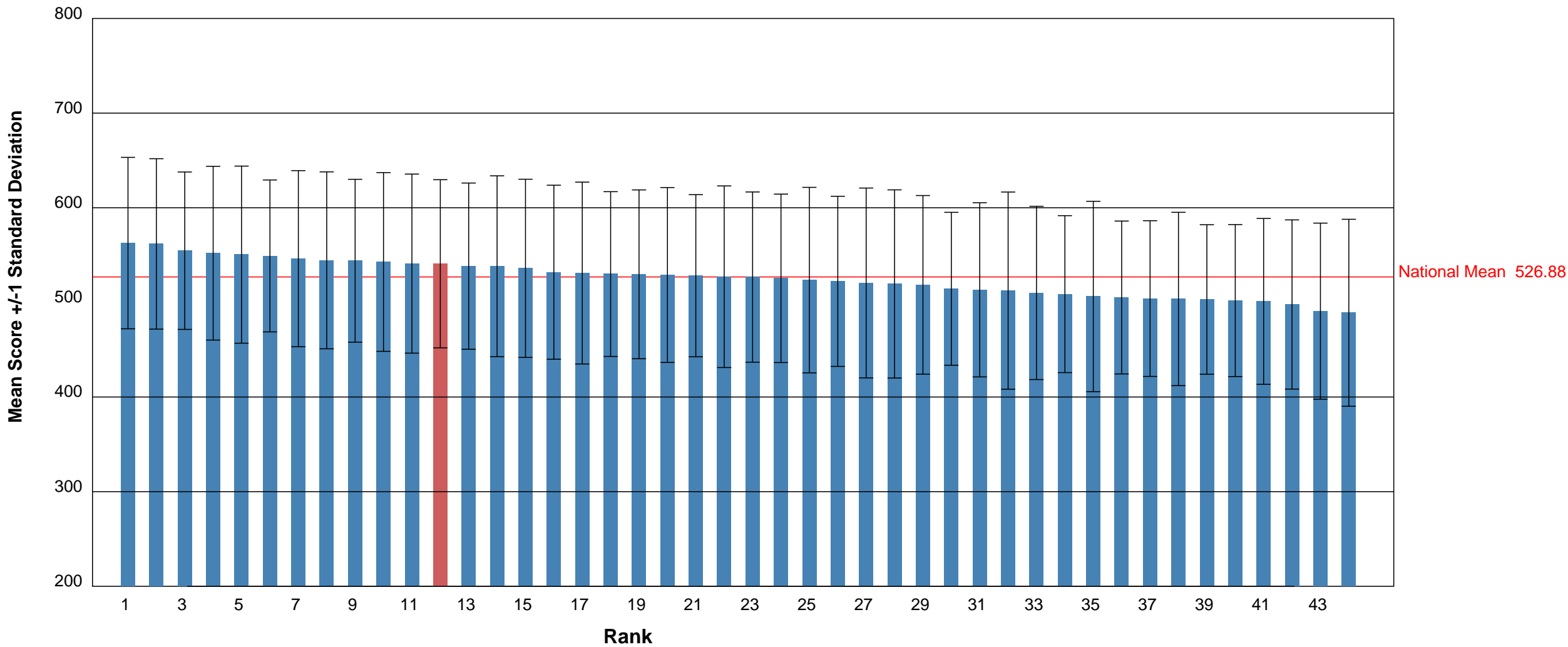
**Note:**  
COMLEX-USA uses a test blueprint primarily categorized by Competency Domains and Clinical Presentations, and therefore does not define the width and depth of coverage for each discipline category. The number of test items in each discipline may not be sufficient for reliable and conclusive sub-score information. Therefore, caution should be exercised in interpretation of data for discipline categories.

# COMPARATIVE PERFORMANCE OF SCHOOL MEAN SCORES ON COMLEX-USA LEVEL 2-CE


(June 2023 - April 2024 First-Time Takers Only)

## Sam Houston State University College of Osteopathic Medicine

(The red bar represents your school's performance while the red line represents the national mean)



The red bar represents your school's annual performance. To meaningfully compare your school's annual performance to other schools, please take the standard deviation into account e.g., the line with upper and lower bars. The mean score for your school is 540.81 and the standard deviation is 88.84. Your school count is 69.

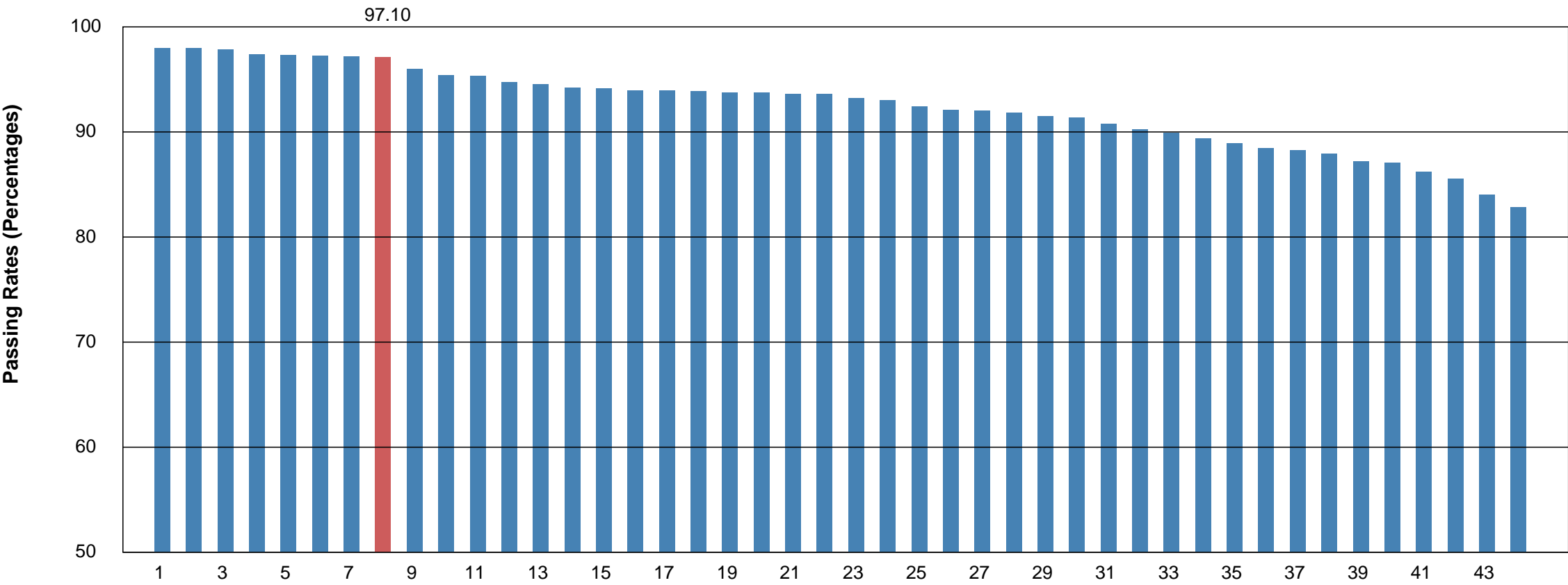
 This report reflects data from all first-time takers from the COM who elected to take the examination during the test cycle dates noted above. Caution should be exercised when sharing or using this information to avoid misinterpretation or misuse.

# COMPARATIVE PERFORMANCE OF SCHOOL PASSING RATES ON COMLEX-USA LEVEL 2-CE

(June 2023 - April 2024 First-Time Takers Only)

## Sam Houston State University College of Osteopathic Medicine

(The red bar represents your school's performance)



This report reflects data from all first-time takers from the COM who elected to take the examination during the test cycle dates noted above. Caution should be exercised when sharing or using this information to avoid misinterpretation or misuse.

**NATIONAL BOARD OF OSTEOPATHIC MEDICAL EXAMINERS  
COMLEX-USA LEVEL 2-CE**

(June 2023 - April 2024 First-Time Takers Only)

***Sam Houston State University College of Osteopathic Medicine  
School Mean Comparative Performance Profiles***

Rank	Mean Score
1	562.66
2	561.79
3	554.61
4	551.98
5	550.43
6	549.08
7	546.19
8	544.42
9	544.02
10	542.69
11	540.98
12	540.81
13	538.28
14	538.19
15	535.97
16	531.88
17	530.99
18	529.94
19	529.64
20	528.94
21	528.20
22	527.10
23	526.75
24	525.41
25	523.54
26	522.24
27	520.51
28	519.48
29	518.52
30	514.36
31	513.29
32	512.41
33	510.00
34	508.70
35	506.23

**NATIONAL BOARD OF OSTEOPATHIC MEDICAL EXAMINERS**  
**COMLEX-USA LEVEL 2-CE**  
(June 2023 - April 2024 First-Time Takers Only)  
**Sam Houston State University College of Osteopathic Medicine**  
**School Mean Comparative Performance Profiles**  
**(Continued)**

Rank	Mean Score
36	505.15
37	504.03
38	503.60
39	503.06
40	501.91
41	501.05
42	497.77
43	490.69
44	489.03



This report reflects data from all first-time takers from the COM who elected to take the examination during the test cycle dates noted above. Caution should be exercised when sharing or using this information to avoid misinterpretation or misuse.